

Workshop on using multiplying cube surfaces – a concept that allows children to discover mathematics on their own and with pleasure

Dolores Bončina, Osnovna šola Franceta Bevka Tolmin



CURRICULUM LEARNING OBJECTIVES

RECTANGLE, SQUARE, AREA, CIRCLE

6TH CLASS

- solves problems related to the perimeter and area of rectangles and squares, using different strategies,
- solve a math problem and a problem with a life situation,
- measure the surface and volume of a cube and a cuboid,

What we
want to
do?



INVESTIGATION

Research the problem

Active participation of students

"Such teaching should improve the student's understanding of the meaning and basics of elementary school mathematics. It is especially effective when it comes from the students' own activity and effort. „

BASIC IDEA

- planned 11 teaching hours
- the product is created in the school
- ingenuity
- precision
- independence and responsibility
- reading literacy
- students get a grade

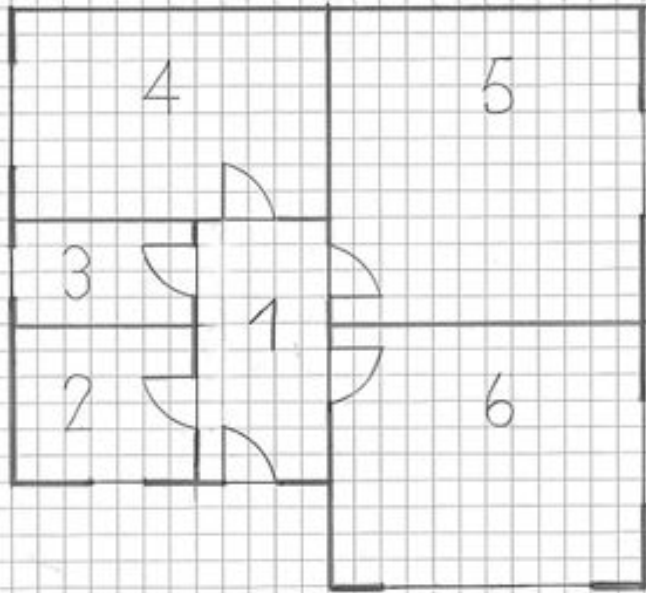
MY DREAM HOUSE



- browsing the web (My Dream House)
- wishes are different

https://www.google.com/search?q=moja+sanjska+hi%C5%A1a&sxsrf=ACYBGNRG1xgnu2tauRnoQ5bLEIALCogB8A:1569418090758&source=lnms&tbn=isc&sa=X&ved=0ahUKEwjh17b-iezKAhWtmsKHU7MBdcQ_AUIEigB&biw=1366&bih=625#imgrc=J3B59eVXXvLkIM

FLOOR PLAN



MERILLO 1 m

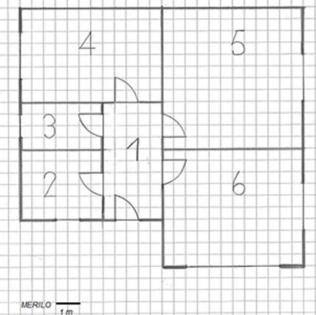
- all students same floor plan
- external appearance different

With the knowledge you have acquired, you will organize your dream house.

ADDITION TO THE FLOOR PLAN



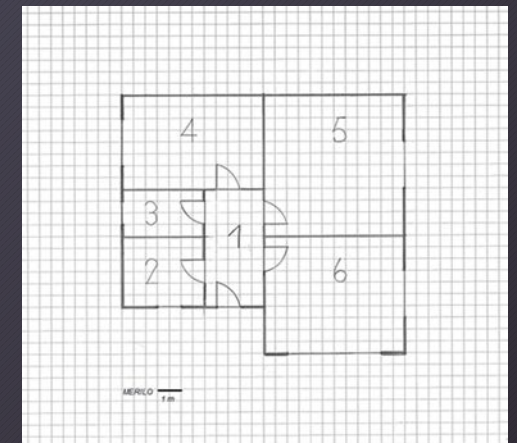
- reflection
- naming of premises
- painting the floor plan



CALCULATIONS



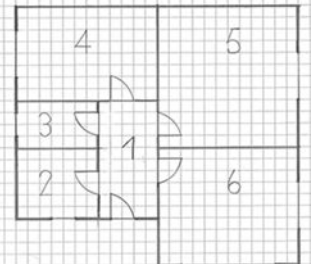
- quantities of tiles and parquet
- quantities of wall paint
- the length of the fence



MATERIAL COSTS



- the price of each material
- calculation based on the required quantities
- rounding
- logical reasoning



MERLO 1m


FINAL PRODUCT

Osrednja šola Franceta Bevka Tolmin

PREISKOVALNA NALOGA

MOJA SANJSKA HIŠA

Tukaj nariši sprednjo stran hiše (upoštevaj tloris)



Ime in priimek: _____

Razred: _____

Mentorica: _____

Tolmin, Datum: _____

- finished floor plan of the house
- sum of all material costs
- sketch of the house from the front
- all completed tables attached
- all additional calculation sheets attached



Upgrade in an interesting activity



Production of a model of the product and addition of equipment and furniture in individual rooms.

WHAT DID THE STUDENTS THINK OF THIS WAY OF WORKING?

LIKES

- I could ask a classmate or teacher for help,
- I furnished the house myself according to my choice,
- we were creative
- I was able to get a good grade,
- we furnished the house,
- I also built my dream house.

DISLIKES

- there was a lot of calculation,
- I had to be very precise when measuring,
- I had to work alone
- there was not enough time.

WHAT DO YOU THINK ABOUT THIS WAY OF WORKING?

+

- creativity
- utility in life
- precision
- application and upgrading of knowledge
- cooperation
- tolerance

-

- we spend a lot of time

SOCRATES WROTE,

that a life not explored is not worth living.

That's why we researched 😊

„Thank you“

What I hear, I forget.
What I see I remember.
What I do, I understand and know.
(Chinese)



Vir slike: <https://images.app.goo.gl/N6kKbRhozmQFaBR56>

Project: Maths is Fine with Digital Style

Project number: 2021-1-CZ01-KA220-SCH-000027773

The European Commission's support for the production of this publication does not constitute an endorsement of the contents, which reflect the views only of the authors, and the Commission cannot be held responsible for any use which may be made of the information contained therein.

Funded by the
Erasmus+ Programme
of the European Union

